



# EDUCATION PACK

CONSERVE

EDUCATE

ENJOY





Dear Teacher

Thank you for choosing Shepreth Wildlife Park for your educational visit. We look forward to welcoming you and your students to the Education and Discovery Centre.

Our education workshops will inspire young minds to study the natural world. Offering interactive and immersive opportunities for children to learn and test their knowledge, we aim to inspire the next generation of zoologists, educators, politicians and scientists.

Please contact Sally Willers with any queries, or to make a booking.

Email: [admin@sheprethwildlifepark.co.uk](mailto:admin@sheprethwildlifepark.co.uk)

Best wishes,

The Education Team



# CONTENTS

Planning your Visit .....	4
Sustainable Visit .....	5
Your Visit .....	6
Education Prices .....	8
Health & Safety Advice .....	9
Code of Safe Behaviour .....	10
Education Session Guidelines .....	12
Workshops	
Early Years .....	13
Reception .....	14
KS1 .....	15
KS2 .....	16
SEN Sessions .....	18
KS3 & KS4 .....	19
Sleepovers .....	19
Map & Optional Extras .....	20
Terms & Conditions .....	21
Booking Form .....	22

# PLANNING YOUR VISIT



Please make sure all accompanying adults have read and understand the Health and Safety Advice and Risk Assessments before your visit.

## Would you like an education session?

If you decide to have one of our free 30-minute education sessions, please confirm your requirements on the booking form.

## Come on a preliminary visit

Two teachers are entitled to a free preliminary visit to prepare for your trip and carry out a risk assessment. Please call or email to book.

## Ratios of adults to children

A ratio of 1 adult to every 6 children must be adhered to for children in Yrs 1 - 6, and 1 adult to every 8 children in Yrs 7-11, and 1 adult for every 4 children for EYFS and Reception. These ratios are essential to maintain adequate supervision throughout your visit, and there is no charge for these adults.

## Booking your visit

Please email  
[admin@sheprethwildlifepark.co.uk](mailto:admin@sheprethwildlifepark.co.uk)  
to arrange your visit

## Arrival arrangements

The Wildlife Park opens at 10:00. We request a member of the party make their way into our main entrance shop to let our staff know you have arrived and to verify numbers. We will then arrange for a Health and Safety talk.



# SUSTAINABLE VISIT



Consider bringing reusable water bottles to refill throughout the day at the water fountain



Use the recycling bins on site to dispose of your waste



Consider bringing your lunch in a reusable bag rather than a plastic bag



Shepreth Wildlife Park is next door to Shepreth train station, making it easy to travel by train





# YOUR VISIT

## Opening hours

**March to October**  
10:00 to 17:00

**November to February**  
10:00 to 16:00

## Health & Safety Guidance

All adult helpers must be aware of the health and safety information and rules and regulations set out in this education pack in advance of your visit. It is the responsibility of the visit organiser to share this information with all adult helpers. On arrival, please let our admission team know you have arrived before children disembark the coach. Our education officer will give your group a brief health and safety talk on board before you begin your visit.

## Supervision

Children must be supervised at all times. Free admission is given to supervising adults to meet our required ratio (please see page 4).

## Head count

Please confirm how many adults and children are in attendance so we can send you an invoice.

## Education workshop

At the time of booking, you will receive confirmation of your workshop booking. Please meet our education officer at the discovery centre for your workshop at your allocated time.

## Lunch arrangements

You are welcome to use any of the picnic areas located around the grounds. In the event of extreme weather on the day, we will book you a space indoors to have lunch.

# YOUR VISIT

## Visiting the Gift Shop

You are welcome to browse our Gift Shop, but we politely request that no more than 12 children enter at once, and children must be accompanied by an adult.

## Play areas

School groups are not permitted to use the play equipment inside Ringo's Play Zone. There is an outdoor play area you are welcome to use.

## First aid

If a member of your party requires first aid assistance, please speak to any member of our team.

## Code of Safe Behaviour

Any group not adhering to the information set out in this pack will be asked to leave immediately without refund.





# EDUCATION PRICES

**Student**

£6.75 + VAT

**Free Adult Ratio**

**EYFS and  
Reception**  
1:4

**Yrs 1-6**  
1:6

**Yrs 7-11**  
1:8

**Yrs 12+**  
1:10

**SEN**  
1:2

**Additional Adult**

£7.50 + VAT

The price includes a complimentary 30-minute workshop





# HEALTH AND SAFETY ADVICE



Check cuts and grazes are covered with a waterproof dressing.



Wear suitable footwear, i.e., boots, not sandals, and clothing that can easily be washed after your visit.



Hands must be washed after touching animals, before eating or drinking and before leaving the Wildlife Park.



Those in charge of children should supervise and ensure correct hand-washing procedure:

- 🐾 Wet hands
- 🐾 Rub plenty of soap all over hands and especially under nails
- 🐾 Rinse with plenty of running water

Hand-washing facilities are shown on the Wildlife Park map.



- 🐾 Eat only in designated areas
- 🐾 Do not eat food fallen to the ground
- 🐾 Do not suck fingers, thumbs, pens, etc.



If a member of your group shows any signs of illness (e.g. sickness or diarrhoea) after a visit, advise them to visit a doctor and explain they have been in recent contact with animals.



On arrival, please let our admission team know you have arrived before children disembark the coach. Our education officer will give your group a brief health and safety talk on board before you begin your visit.



Clean boots after your visit and don't forget to wash hands after handling dirty boots.

# CODE OF SAFE BEHAVIOUR



All animals naturally carry a range of microorganisms, some of which can be transmitted to humans and cause ill health. Some infections which may be contracted at animal collections can present a serious hazard, but the risks are readily controlled by paying attention to basic hygiene measures.



While every effort is made to ensure Shepreth Wildlife Park is a safe environment for your visit, we remind you that children must be kept under strict supervision at all times and remain your responsibility.



Do not pick up tools or animals unless specifically permitted by a member of Wildlife Park staff.



Do not climb walls or fences or go into any area not specifically designated as open to the public.



Always approach animals quietly and gently. Do not chase or tease any animals. Do not throw stones or any other objects at any animal.



Do not feed the animals.



No running is allowed on or around the Wildlife Park.



# CODE OF SAFE BEHAVIOUR



No balls or ball games are permitted on the Wildlife Park.



School groups are not permitted to use the play equipment inside Ringo's Play Zone.



Please be respectful of other visitors to the wildlife park during your visit.



Please pick up and dispose of all your litter in the bins provided.



No smoking is permitted around the grounds.



Please read all signs on the Wildlife Park. They are for your safety as well as the animals'.



**Failure to comply with these rules may result in you being asked to leave the premises without a refund.**







# EDUCATION SESSION GUIDELINES

## PROTOCOL AND GUIDELINES FOR STANDARD EDUCATION SESSIONS

**Early Years, Reception, Key Stages 1-4**

### **Staff**

At least 1 Education Officer

### **Size of Class**

10 students minimum, 30 students maximum

### **Location**

Education and Discovery Centre

### **Health and Safety**

Guidance and safety information is given on arrival to each visiting group by an Education Officer




# EDUCATION WORKSHOPS



Our workshops strive to meet the varied needs of learners. Workshops are interactive and may use a variety of PowerPoint delivery, worksheets, tabletop activities and artifacts to widen pupils' knowledge and help them to understand the session. For us to meet your needs, please provide us with any relevant information at the time of booking. Please note no live animals are used during these sessions.

## EARLY YEARS


### 1 HOW DO WE FEEL?

-  We will investigate how we use our senses to explore the world around us as well as how animals use their senses to survive.

### 2 WHO LIVES IN A LOG PILE?

-  We will investigate and identify who lives in a log along with a basic idea of what happens if something goes wrong in the log pile.
-  We introduce the basic concept of a food chain.

### 3 iSANDBOX SESSION


-  This session uses our interactive iSandbox. This fully immersive sand box uses light and sound to help pupils understand the world around them. We also encourage communication as well as physical and mental stimulation. This can be a 30-minute session or a 30-minute drop-in session depending on the needs of your group.

### 4 WELLY WALK



-  Enjoy a guided tour around the wildlife park learning about our animals.

## RECEPTION


### 5 SUPER SENSES

-  We will investigate how we use our senses to explore the world around us as well as how animals use their senses to survive.

### 6 LOG PILE HABITAT

-  We will investigate and identify who lives in a log along with a basic idea of what happens if something goes wrong in the log pile.
-  We introduce the basic concept of a food chain.





### 7 iSANDBOX SESSION

-  This session uses our interactive iSandbox. This fully immersive sand box uses light and sound to help pupils understand the world around them. We also encourage communication as well as physical and mental stimulation. This can be a 30-minute session or a 30-minute drop-in session depending on the needs of your group.



### 8 WILDLIFE WALK

-  Enjoy a guided tour around the wildlife park learning about our animals.

### 9 MINI BEASTS





-  We will investigate different types of mini beasts and how we can identify and group them.
-  We will discover what type of habitats they might live in.
-  What pupils can do to help the mini beasts in their own gardens or school garden and understand why it is important to have them in the environment.
-  Curriculum link: Animals, including humans. Living things and their habitats.

## 10 SPOTS, STRIPES & ALL THINGS BRIGHT





-  An introduction to camouflage. How it is used and why it is important.
-  Curriculum link: Animals, including humans. Living things and their habitats.

**KS1**






## 11 INTERESTING INVERTEBRATES

-  We will investigate different types of mini beasts and how we can identify and group them.
-  We will discover what type of habitats they might live in.
-  What pupils can do to help the mini beasts in their own gardens or school garden and understand why it is important to have them in the environment.
-  Curriculum link: Animals, including humans. Living things and their habitats.



## 12 HABITATS

-  We introduce the words 'habitat' and 'adaptation'.
-  Pupils will look at plants and animals in different habitats and how they have adapted to survive.
-  Encourage pupils to understand how fragile these habitats are.
-  Curriculum link: Animals, including humans. Living things and their habitats.




## 13 WHO EATS WHO?

-  Understand what animals need to survive.
-  Introduce the words 'carnivore', 'herbivore', and 'omnivore'.
-  Investigate simple food chains to understand consumers/producers and predators/prey.
-  Gain an idea of what happens if the food chain breaks down.
-  Curriculum link: Animals, including humans. Living things and their habitats.

## 14 CAMOUFLAGE





-  An introduction to camouflage. How it is used and why it is important.
-  Curriculum link: Animals, including humans. Living things and their habitats.

## 15 WHAT IS THAT?





-  Introduction to how we can group animals together to identify them.
-  Introduce the words 'carnivore', 'herbivore', 'omnivore', 'nocturnal', 'diurnal', 'invertebrates', and 'vertebrates'.
-  Curriculum link: Animals, including humans. Living things and their habitats.

### KS2

## 16 AMAZING HABITATS




-  We introduce the words 'habitat' and 'adaptation'.
-  Pupils will look at plants and animals in different habitats and how they have adapted to survive.
-  Encourage pupils to understand how fragile these habitats are.
-  Curriculum link: Animals, including humans. Living things and their habitats.

## 17 LIFE CYCLES







-  Investigate the basic needs of animals and investigate how they grow.
-  Understand that animals reproduce as part of their life cycle and stages within their lifecycles.
-  Encourage an understanding of the importance of reproduction for survival of the species.
-  Curriculum link: Animals, including humans. Living things and their habitats.







## 18 IDENTIFICATION

-  Introduction to how we can group animals together to identify them.
-  Introduce the words 'carnivore', 'herbivore', 'omnivore', 'nocturnal', 'diurnal', 'invertebrates', and 'vertebrates'.
-  Curriculum link: Animals, including humans. Living things and their habitats.




## 19 FOOD CHAINS

-  Understand what animals need to survive.
-  Introduce the words 'carnivore', 'herbivore', 'omnivore' and 'decomposers'.
-  Investigate food chains and webs to understand consumers/producers and predators/prey.
-  Introduce the concept of interdependence between plants and animals.
-  Understand the importance of biodiversity.
-  Curriculum link: Animals, including humans. Living things and their habitats.

## 20 ENDANGERED ANIMALS & CONSERVATION

-  Introduction to conservation. Why is it important?
-  Investigate how and why animals become extinct. Can we stop it?
-  Understand the term 'endangered'.
-  Curriculum link: Animals, including humans. Living things and their habitats.

## 21 RAINFORESTS



-  Discover more about this unique habitat and the animals and plants that have adapted to live within it.
-  Introduction to the threats facing rainforests and how our actions can affect this habitat.
-  Curriculum link: Animals, including humans. Living things and their habitats.

## SEN SESSIONS



We want to ensure our workshops are as inclusive as possible. Please let us know in advance if there are any adjustments we can make to help make your visit run smoothly. Please provide any relevant information on the booking form.

We have a quiet space and some table activities available for any students who are unable to participate fully in the workshop session. Our education officer can direct you to these areas or activities upon request.


### 22 DISCOVERY SESSION

-  We use a variety of animal artifacts to explore the world around us.
-  We encourage pupils to explore their senses through touch, while using descriptive words.

### 23 ENRICHMENT SESSION

-  Pupils discover how we keep animals physically and mentally active, by helping make enrichment items.
-  We will use a variety of materials and smells to encourage the use of different senses as well as communication and teamwork.

### 24 iSANDBOX SESSION

-  This session uses our interactive iSandbox. This fully immersive sand box uses light and sound to help pupils understand the world around them. We also encourage communication as well as physical and mental stimulation. This can be a 30-minute session or a 30-minute drop-in session depending on the needs of your group.

### 25 WILDLIFE WALK

-  Enjoy a guided tour around the wildlife park learning about our animals.

## KS3 & KS4

KS3 and KS4 sessions are available upon request. Please contact us with your requirements.

## SLEEPOVERS

If you would be interested in organising a sleepover for your class, please contact us for more information.







# MAP OF THE PARK

Please scan this QR code to view the map of the park.



# OPTIONAL EXTRAS


Ice creams and gifts are available to pre-order. Please contact us with your requirements and we will provide a price list.








# TERMS AND CONDITIONS




## Booking

-  Bookings must be made in advance by emailing [admin@sheprethwildlifepark.co.uk](mailto:admin@sheprethwildlifepark.co.uk) or calling **01763 262226**.
-  Your booking will not be confirmed until you have returned a completed booking form to [admin@sheprethwildlifepark.co.uk](mailto:admin@sheprethwildlifepark.co.uk) or via post to **Sally Willers, Shepreth Wildlife Park, Station Road, Shepreth, SG8 6PZ**
-  To qualify for an educational visit, bookings will only be taken for term-time visits.
-  Educational bookings are suitable for school groups of between ten and three hundred children.

## Payment

-  A quote will be sent to you once we have received your completed booking form.
-  An invoice will be sent after your visit, once we have confirmed exact numbers in attendance on the day. Payment is due within seven days of receiving your invoice.
-  You will be charged for a minimum of ten children, even if your group numbers fall below this on the day.

## Cancellations

-  If cancelled at least one week in advance, no charge will be made.
-  If cancelled with less than one week's notice, a £25 charge will be incurred.
-  On the day cancellations will be subject to a £50 charge.

# EDUCATION BOOKING FORM



Date of visit	
School name	
Name of organiser	
Address	
Teacher's email	
Finance email	

Workshop topic					
No. of EYFS		No. of Reception		No. of KS1	
No. of KS2		No. of SEN		No. of KS3/4	
No. of adults					

Please refer to the session guide for details

We can only offer multiple sessions if different years are attending on the same day, otherwise your class will all attend the same session.

## Arrival arrangements

Are you travelling by	train	<input type="checkbox"/>	coach	<input type="checkbox"/>	car	<input type="checkbox"/>	Arrival time	
-----------------------	-------	--------------------------	-------	--------------------------	-----	--------------------------	--------------	--

All supervising adults must be aware of the health and safety advice and risk assessments in place.

Would you like us to send you an ice cream order form?	Y / N
--	-------

Would you like us to send you a gift order form?	Y / N
--	-------

<input type="checkbox"/>	I have read the information contained within this pack and will ensure the health and safety advice provided is adhered to.
<input type="checkbox"/>	I have read and agree to the terms and conditions.
Signed	

Office use	Date confirmed with Education team		Session time confirmed	
	Office invoice number			